

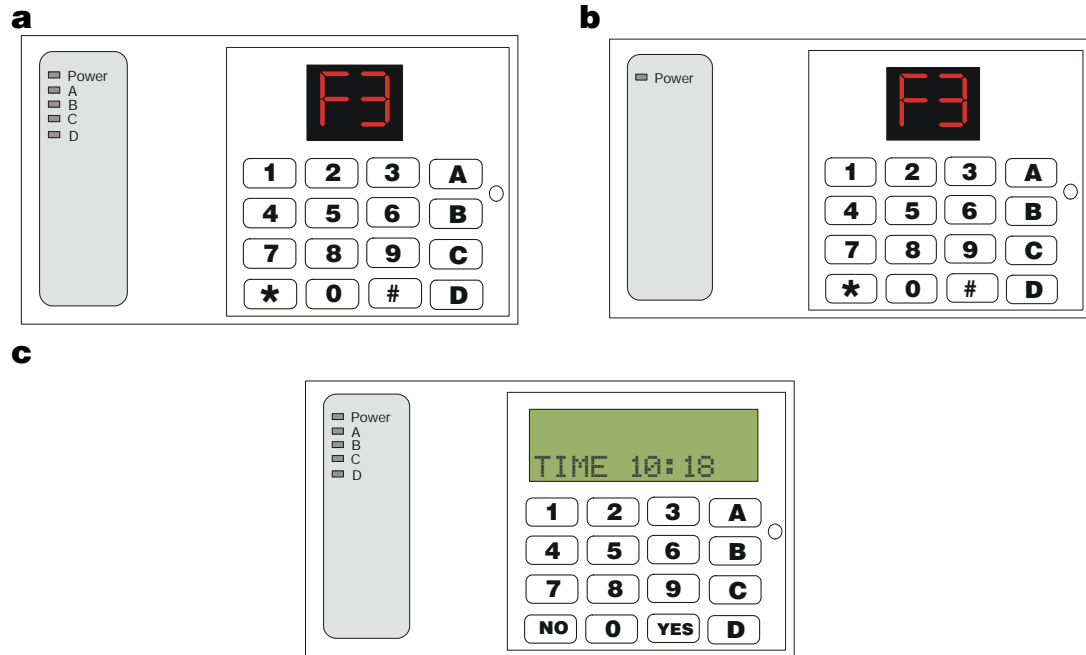
Which Panel do I have?

1700 Panel

If your keypad has a two-digit 7 Segment LED display, or * and # keys as in (a) and (b) then you have a 1700 panel.

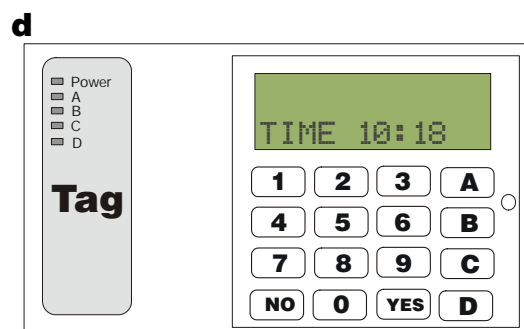
If the only light you have is labelled power (on the left hand side) then you have a 1700.

If your keypad looks like (c) then you could have either a 1700 or CT3000 MERiDIAN. The CT-3000 MERiDIAN will usually have the word 'Tag' written half-way down the left-hand side. Replacement keypads are not available for the 1700 panel.



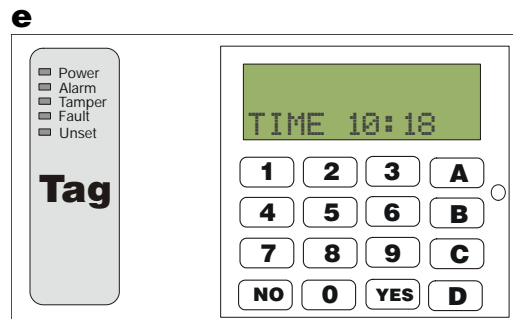
CT-3000 MERiDIAN

If your keypad looks like (d) with a 'Tag' logo then you have a CT-3000 MERiDIAN. There are no compatible keypads available for the CT-3000 MERiDIAN.

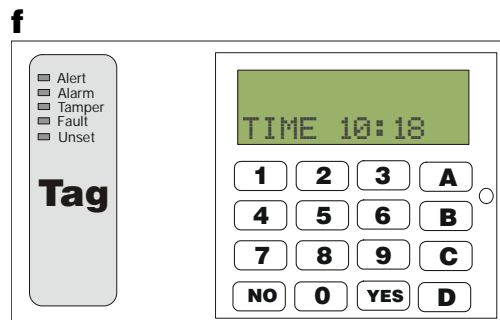


Euro MERiDIAN Range

If your keypad looks like (e) then you have a version 1-4 Euro MERiDIAN. Replacement keypads are available (EUR-064).



If your keypad looks like (f) then you have a version 5 (G-Range), Euro MERiDIAN. Replacement keypads are available (EUR-064).



Castle Care-Tech Ltd

First Floor, 6 Bracknell Beeches, Old Bracknell Lane West, Bracknell, Berkshire, RG16 7BW

† Sales & General: 01344 469479 Technical Support: 0845 6434 999

‡ 01344 469489 e sales@castle-caretech.com Issued: 07/01/2009