










Relay Specification Chart

	Single Pole		Double Pole		24 Volt Double Pole
					
Part Number	ZA-200	ZA-400	ZA-300	ZA-500	ZA-600
Supply Voltage	12v	12v	12v	12v	24v
Current Consumption	<33mA	<33mA (each relay)	<45mA (each relay)	<45mA (each relay)	<25mA (each relay)
Relay Type	Single Pole	Single Pole	Double Pole	Double Pole	Double Pole
Relay Contact Rating	24vDC 3 A	24vDC 3 A	24vDC 1.25 A	24vDC 1.25 A	24vDC 1.25 A
Contact Sets	1	4	2	8	2
Weight	0.027Kg	0.1Kg	0.027Kg	0.1Kg	0.027Kg
Dimensions (w x h x d)	35 x 46 x 18 mm	150 x 46 x 18 mm	35 x 46 x 18 mm	150 x 46 x 18 mm	35 x 46 x 18 mm

All above relays come with mounting pillars (12mm high)

	Plug-On Relay
	
Part Number	EUR-087
No of Relays	8
Description	This relay can plug on to the ATE/STU footprint of any alarm panel and convert the outputs into relays. Ideal for connecting a stand-alone communicator to a footprint.
Dimensions	150 x 60 x 13 mm
Weight	0.1 Kg

	Euro ONE Relay Output Module
	
Part Number	EUR-077
No of Relays	16
Description	This output module wires on to the RS485 BUS of any Euro ONE panel allowing the configuration of 16 fully programmable relays. Each relay also has an LED status LED for diagnostics.
Dimensions	135 x 210 x 45 mm
Weight	0.47Kg