

Flushmount Keypad







Introducing the new Flushmount keypad from Castle Care-Tech. The keypad incorporates icon indication in Castle's cool blue backlighting and is available in several different finishes, making it ideal for every environment.

Here are just a few of the features of the Flushmount keypad:

- 2 Inputs and 1 output
- Backlit symbol indications for alert, alarm, tamper, fault and unset
- In-built tag (prox) reader
- Available finishes: Satin and Brass.
- Suitable for use in up to EN-50131-1 Grade 3 systems



LED Symbols

	Tag Area
	Alert LED
	Alarm LED
	Tamper LED
	Fault LED
	Unset LED

Maximum Number of Keypads on a System	
EURO mini	4
EURO mini prox	4
EURO ONE 28	4
EURO ONE 44	4
Euro ONEplus 76	8
With MSX 280	30

Technical Specification	
Compliant with:	TS50131-3:2003 (as harmonised with prEN50131-1:2004 by BSIA Form 179)
Security grade:	3
Environmental class:	2
Temperature range:	-10°C to +40°C NOTE: The LCD display may not function as specified at temperatures below +2°C, but this will not affect system operation
Operating voltage:	11-15v DC
Maximum rating of outputs:	PGM1: 100mA When configured as loudspeaker output, suitable for 16 ohm load.
Current load:	50mA (outputs OFF)
Dimensions:	144 x 99 x 34mm
Weight:	265g
Housing Material:	Zinc Die-cast.